



District Report Card: 2017


State: Assam	District: Nagaon
Class: 8	Subject: Language
Schools: 51	Students: 1256


Participation/Coverage


Students

GENDER 	Boys		Girls	
	Number	%	Number	%
	554	44.11	702	55.89

AREA 	Rural		Urban	
	Number	%	Number	%
	1060	84.39	196	15.61

CATEGORY 	SC		ST		OBC		GEN	
	Number	%	Number	%	Number	%	Number	%
	149	11.86	83	6.61	178	14.17	846	67.36

CWSN 	LD	VI	HI	S&LD	ID	Oth
	1	2	2	9	0	2

Management 	Government		Government-aided	
	Number	%	Number	%
	972	77.39	284	22.61

Average Performance of Students in Language (%)

Overall	Gender		Area		Management		Social Group			
	Male	Female	Rural	Urban	Govt.	Aided	SC	ST	OBC	GEN
56.71	57.40	56.17	56.58	57.45	56.14	58.69	56.02	49.08	57.68	57.38

Performance on Learning Outcomes (LOs)

Learning Outcomes	Description	Average Performance(%)
L813	Read textual/non-textual materials with comprehension and identifies the details, characters, main idea and sequence of ideas and events while reading	56.71

Range of Performance of Students who Answered Correctly							
Below 30%		30% - 50%		50% - 75%		Above 75%	
Number	%	Number	%	Number	%	Number	%
140	11.15	320	25.48	571	45.46	225	17.91

Lowest Performing Learning Outcomes (LOs)

1 - Read textual/non-textual materials with comprehension and identifies the details, characters, main idea and sequence of ideas and events while reading (56.71)